



输出功率: 约0.3~10.0W  
精密金属齿轮无刷减速电机

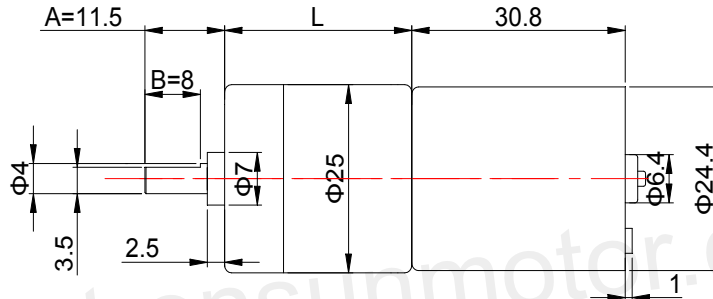
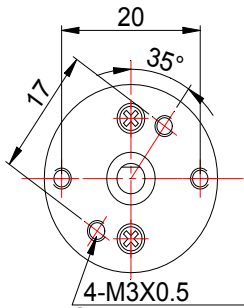
OUTPUT: APPROX 0.3~10.0W  
Precision Metal Brushless Gear Motor

典型应用: 智能家居  
智能机器人  
医疗器械  
电动玩具

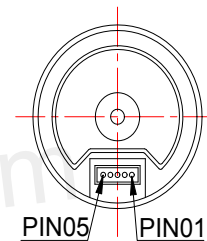
Typical Applications: Smart Home Appliance  
Smart Robot  
Medical Instruments  
Electric Toys

## 1. OUTLINE DRAWING:

UNIT:MM



Connectr Interface	
NO.	PIN ARRANGEMENT
1	VCC
2	FG
3	CW/CCW
4	GND
5	PWM



Customizable Parameters:

1. Length L、A and B
2. Electric Performance
3. Output shaft specifications
4. Reduction Ratio

WEIGHT: 95g(Approx)

View:



## 2. GEARBOX REDUCTION RATIO:

Gearbox Length (mm)	Stage Number	Reduction Ratio					Rated Torque	Bearable Maximum Instant Torque
		kg.cm						
19	4	15.5/1	20.4/1				1.0	3.0
21	5	26/1	30/1	34/1	45/1		2.0	6.0
23	6	57/1	75/1	98/1			2.5	7.0
25	7	125/1	165/1	217/1			3.0	8.0
27	8	274/1	362/1	478/1			3.0	8.0

## 3. MOTOR PERFORMANCE :

1N.m≈10.2kg.cm≈14.2oz.in

MODEL	REDUCTION RATIO	VOLTAGE		NO LOAD		AT MAXIMUM EFFICIENCY				STALL	
		OPERATING RANGE	NOMINAL	SPEED	CURRENT	SPEED	CURRENT	TORQUE	OUTPUT	TORQUE	CURRENT
25GA2430-34-12180	34/1	8.0~15.0	12.0	180	0.11	152	0.42	1.2	1.87	6.9	1.84
25GA2430-98-1264	98/1	8.0~15.0	12.0	64	0.11	53	0.42	3.0	1.63	17.2	1.84
25GA2430-165-1238	165/1	8.0~15.0	12.0	38	0.11	32	0.41	4.0	1.31	22.8	1.84
25GA2430-478-1213	478/1	8.0~15.0	12.0	13	0.12	11.6	0.3	6.8	0.81	67.8	1.84